


2021 Journal Performance Data for: Aposta-Revista de Ciencias Sociales

 Open Access since 2003

ISSN	EISSN
1696-7348	1696-7348
JCR ABBREVIATION	ISO ABBREVIATION
APOSTA	Aposta

Journal Information

EDITION	CATEGORY	
Emerging Sources Citation Index (ESCI)	SOCIAL SCIENCES, INTERDISCIPLINARY - ESCI	
LANGUAGES	REGION	1ST ELECTRONIC JCR YEAR
Spanish	SPAIN	2020

Publisher Information

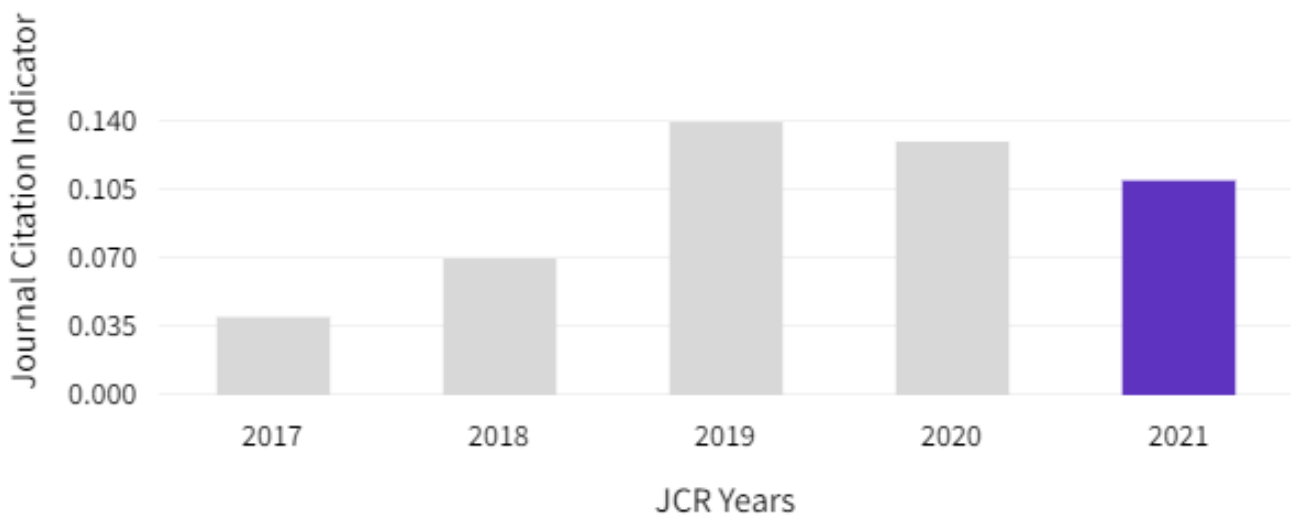
PUBLISHER	ADDRESS	PUBLICATION FREQUENCY
APOSTA	APOSTA, MADRID 00000, SPAIN	4 issues/year

Journal's Performance

Journal Citation Indicator (JCI)

0.11

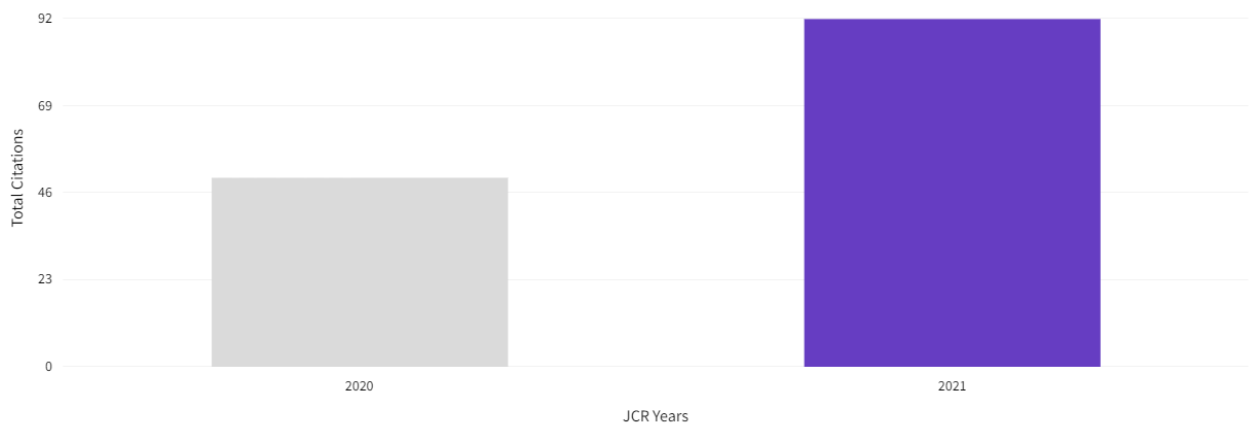
The Journal Citation Indicator (JCI) is the average Category Normalized Citation Impact (CNCI) of citable items (articles & reviews) published by a journal over a recent three year period. The average JCI in a category is 1. Journals with a JCI of 1.5 have 50% more citation impact than the average in that category. It may be used alongside other metrics to help you evaluate journals.



Total Citations

92

The total number of times that a journal has been cited by all journals included in the database in the JCR year. Citations to journals listed in JCR are compiled annually from the JCR years combined database, regardless of which JCR edition lists the journal.



Open Access (OA)

The data included in this tile summarizes the items published in the journal in the JCR data year and in the previous two years. For example, in the 2020 JCR data, released in June 2021, the Open Access (OA) data show the publication model (Gold OA or subscription) of materials published in 2018, 2019 and 2020, and citations in 2020 to these items. This three-year set of published items is used to provide descriptive analysis of the content and community of the journal.

Items

TOTAL CITABLE

97

% OF CITABLE OA

0.00%

CITABLE

● GOLD OPEN ACCESS

0 / 0.00%

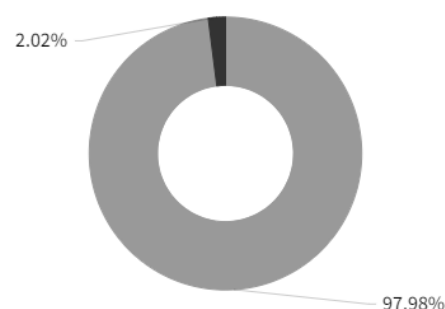
NON-CITABLE

● OTHER (NON-CITABLE ITEMS)

2 / 2.02%

● SUBSCRIPTION OR BRONZE

97 / 97.98%



Citations*

TOTAL CITABLE

18

% OF CITABLE OA

0.00%

CITABLE

● GOLD OPEN ACCESS

0 / 0.00%

NON-CITABLE

● OTHER (NON-CITABLE ITEMS)

0 / 0.00%

● SUBSCRIPTION OR BRONZE

18 / 62.07%

● UNLINKED CITATIONS

11 / 37.93%



* Citations in 2021 to items published in (2019-2021)

Rank by Journal Citation Indicator (JCI)






Journals within a category are sorted in descending order by Journal Citation Indicator (JCI) resulting in the Category Ranking below. A separate rank is shown for each category in which the journal is listed in JCR. Data for the most recent year is presented at the top of the list, with other years shown in reverse chronological order.

Only journals which have a calculated JCI value are included in the JCI ranking. The total number of journals displayed in this ranking may be less than the category overall.

CATEGORY

SOCIAL SCIENCES, INTERDISCIPLINARY

201/263

JCR YEAR	JCI RANK	QUARTILE	JCI PERCENTILE	
2021	201/263	Q4	23.76	
2020	190/255	Q3	25.69	
2019	194/255	Q4	24.12	
2018	209/251	Q4	16.93	
2017	207/241	Q4	14.32	

Citation network

Cited Half-life

N/A

The Cited Half-Life is the median age of the items in this journal that were cited in the JCR year. Half of a journal's cited items were published more recently than the cited half-life.

TOTAL NUMBER OF CITES

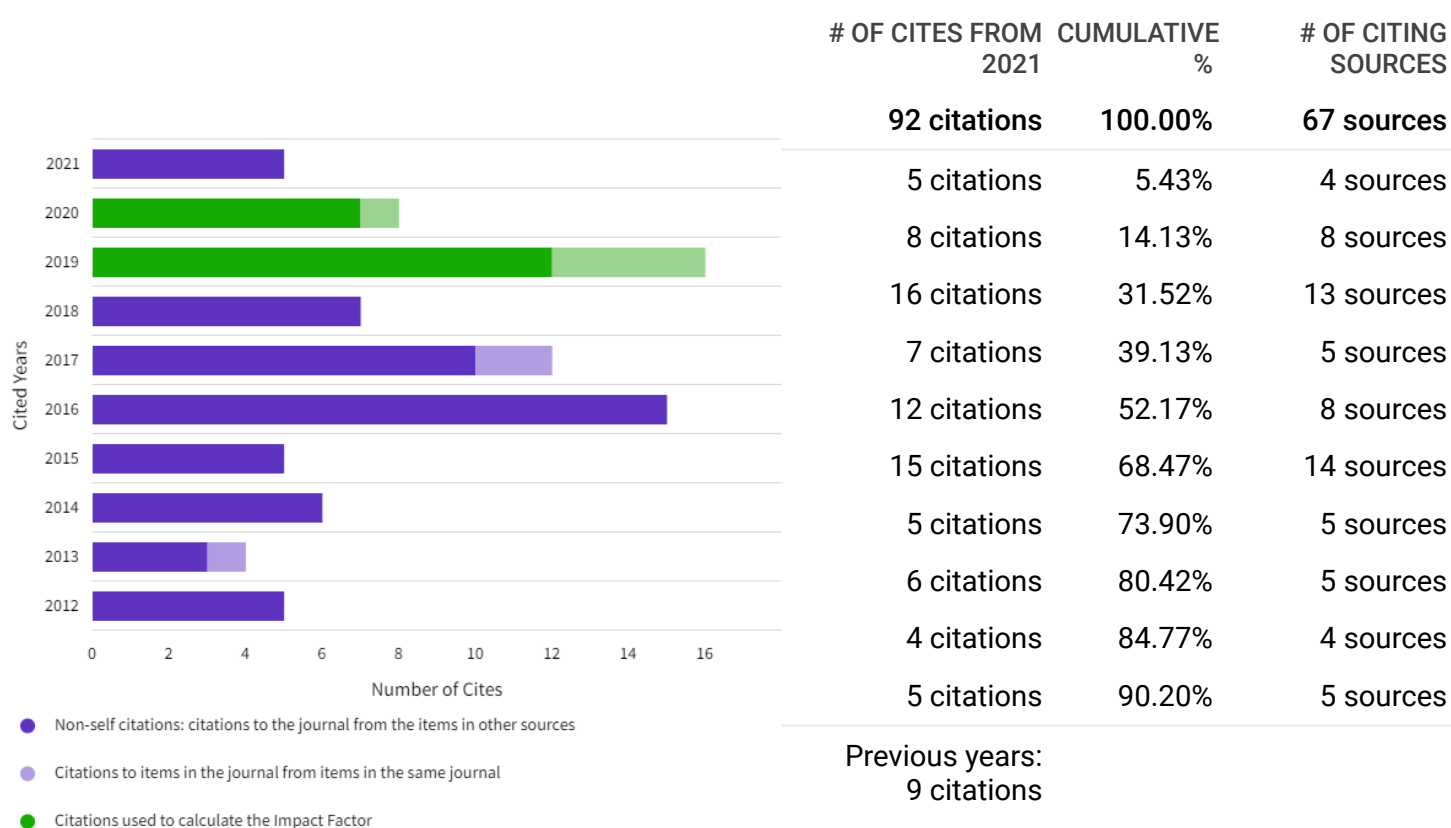
92

NON-SELF CITATIONS

83

SELF CITATIONS

9



Citing titles in all years

Aposta-Revista de Ciencias Sociales

	SOURCE NAME	COUNT
	All Others	42
1	Aposta-Revista de Ciencias Sociales	9
2	Ciencia Politica	6
3	Arenal-Revista de Historia de las Mujeres	2
4	Desenvolvimento e Meio Ambiente	2
5	Doxa Comunicacion	2
6	Gazeta de Antropologia	2
7	Geograficando	2
8	Iconos	2
9	INTERCIENCIA	2
10	Internet Pragmatics	2
11	Papers-Revista de Sociologia	2
12	Recerca-Revista de Pensament & Analisi	2
13	Sustainability	2
14	Trabajo Social	2
15	Adoption Quarterly	1
16	Anuario de Historia Regional y de las Fronteras	1
17	Apuntes del CENES	1
18	Arte Individuo y Sociedad	1
19	Artseduca	1
20	Athenea Digital	1

Showing 1 - 20 rows of 25 total (use export in the relevant section to download the full table)

Citing Half-life

10.2 years

The Citing Half-Life is the median age of items in other publications cited by this journal in the JCR year.

TOTAL NUMBER OF CITES

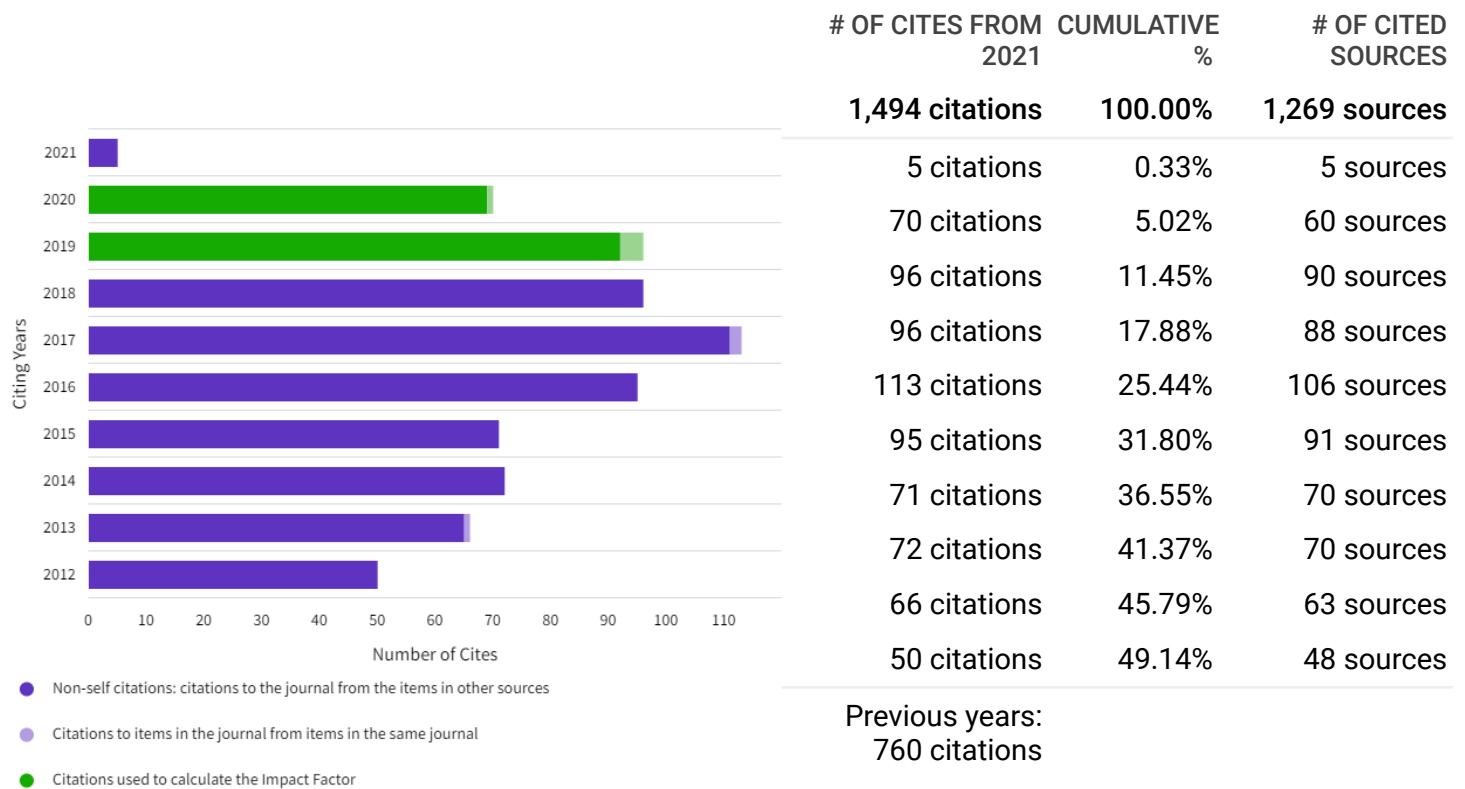
1,494

NON-SELF CITATIONS

1,485

SELF CITATIONS

9



Cited titles in all years

Aposta-Revista de Ciencias Sociales

	SOURCE NAME	COUNT
	All Others	1,144
1	Papers-Revista de Sociologia	14
2	Aposta-Revista de Ciencias Sociales	9
3	JOURNAL OF PEASANT STUDIES	9
4	REV ESTUD TAURINO	9
5	Politica y Sociedad	8
6	Migraciones	6
7	THESIS	6
8	TOPOGRAFIAS CONSUMO	6
9	CUADERNOS ELECT FILO	5
10	METAMORFOSIS CUESTIO	5
11	Revista Espanola de Investigaciones Sociologicas	5
12	Revista Internacional de Sociologia	5
13	Scripta Nova-Revista Electronica de Geografia y Ciencias Sociales	5
14	Agricultura Sociedad y Desarrollo	4
15	ATLAS AGRONEGOCIO DA	4
16	GENERO DESORDENADO C	4
17	METODOLOGIA INVEST	4
18	MIGRACIONES EXILIOS	4
19	MODERNIZACION REFLEX	4
20	PAPELES GEOGRAFIA	4

Showing 1 - 20 rows of 125 total (use export in the relevant section to download the full table)

Content metrics

Source data









This tile shows the breakdown of document types published by the journal. Citable Items are Articles and Reviews. For the purposes of calculating JIF, a JCR year considers the publications of that journal in the two prior years.

32 total citable items

	ARTICLES	REVIEWS	COMBINED (C)	OTHER DOCUMENT TYPES (O)	PERCENTAGE
NUMBER IN JCR YEAR 2021 (A)	32	0	32	1	97%
NUMBER OF REFERENCES (B)	1,478	0	1,478	16	99%
RATIO (B/A)	46.2	N/A	46.2	16.0	

Contributions by Organizations









Organizations that have contributed the most papers to the journal in the most recent three-year period.

RANK	ORGANIZATION	COUNT	
1	CONSEJO NACIONAL DE INVESTIGACIONES CIENTIFICAS Y TECNICAS (CONICET)	25	
2	UNIVERSITY OF BUENOS AIRES	18	
3	COMPLUTENSE UNIVERSITY OF MADRID	6	
-	NATIONAL UNIVERSITY OF CORDOBA	6	
5	UNIVERSITY OF BASQUE COUNTRY	4	
6	NATIONAL UNIVERSITY OF MAR DEL PLATA	3	
-	UNIVERSIDAD REY JUAN CARLOS	3	
8	AUTONOMOUS UNIVERSITY OF BARCELONA	2	

Showing 1 - 8 rows of 67 total (use export in the relevant section to download the full table)

Contributions by country/region

Countries or Regions that have contributed the most papers to the journal in the most recent three-year period.

RANK	COUNTRY/REGION	COUNT	
1	Spain	41	
2	Argentina	32	
3	Mexico	13	
4	Brazil	3	
-	Chile	3	
6	Colombia	2	
-	Uruguay	2	
8	Ecuador	1	

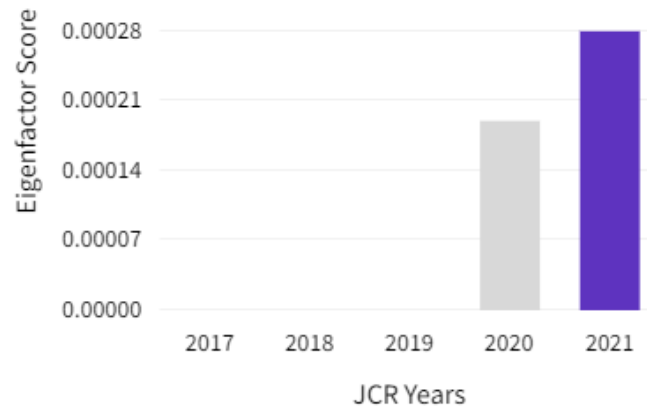
Showing 1 - 8 rows of 10 total (use export in the relevant section to download the full table)

Additional metrics

Eigenfactor score

0.00028

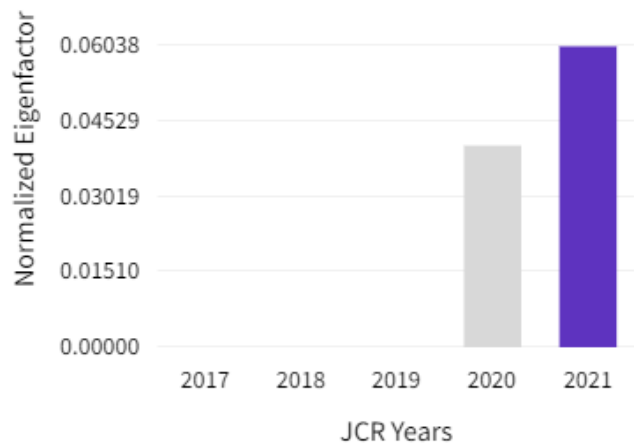
The Eigenfactor Score is a reflection of the density of the network of citations around the journal using 5 years of cited content as cited by the Current Year. It considers both the number of citations and the source of those citations, so that highly cited sources will influence the network more than less cited sources. The Eigenfactor calculation does not include journal self-citations.



Normalized Eigenfactor

0.06038

The Normalized Eigenfactor Score is the Eigenfactor score normalized, by rescaling the total number of journals in the JCR each year, so that the average journal has a score of 1. Journals can then be compared and influence measured by their score relative to 1.



Article influence score

0.178

The Article Influence Score normalizes the Eigenfactor Score according to the cumulative size of the cited journal across the prior five years. The mean Article Influence Score for each article is 1.00. A score greater than 1.00 indicates that each article in the journal has above-average influence.

