


# 2023 Journal Performance Data for: Aposta-Revista de Ciencias Sociales

 Open Access since 2003

ISSN

1696-7348

EISSN

1696-7348

JCR ABBREVIATION

APOSTA

ISO ABBREVIATION

Aposta

## Journal Information

EDITION

Emerging Sources Citation  
Index (ESCI)

CATEGORY

SOCIAL SCIENCES,  
INTERDISCIPLINARY -  
undefined

LANGUAGES

Spanish

REGION

SPAIN

1ST ELECTRONIC JCR YEAR

2020

## Publisher Information

PUBLISHER

APOSTA

ADDRESS

APOSTA, MADRID 00000,  
SPAIN

PUBLICATION FREQUENCY

4 issues/year

# Journal's Performance

## Journal Impact Factor

The Journal Impact Factor (JIF) is a journal-level metric calculated from data indexed in the Web of Science Core Collection. It should be used with careful attention to the many factors that influence citation rates, such as the volume of publication and citations characteristics of the subject area and type of journal. The Journal Impact Factor can complement expert opinion and informed peer review. In the case of academic evaluation for tenure, it is inappropriate to use a journal-level metric as a proxy measure for individual researchers, institutions, or articles. [Learn more](#)

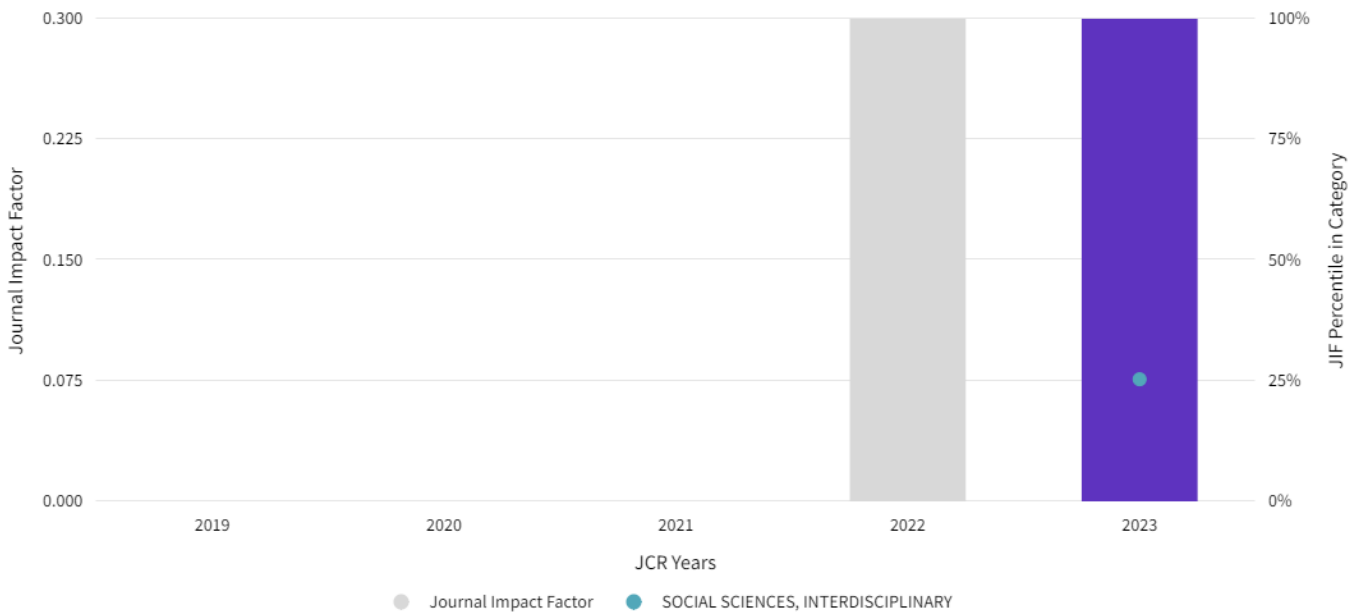
2023 JOURNAL IMPACT FACTOR

0.3

2023 JOURNAL IMPACT FACTOR WITHOUT SELF CITATIONS

0.3

## Journal Impact Factor Trend 2023



Journal Impact Factor is calculated using the following metrics

$$\frac{\text{Citations in 2023 to items published in 2021 (13) - 2022 (5)}}{\text{Number of citable items in 2021 (32) + 2022 (30)}} = \frac{18}{62} = 0.3$$

Journal Impact Factor without self cites is calculated using the following metrics

$$\frac{\text{Citations in 2023 to items published in 2021 (13) + 2022 (5) - Self Citations in 2023 to items published in 2021 (2) + 2022 (0)}}{\text{Number of citable items in 2021 (32) + 2022 (30)}} = \frac{18 - 2}{62} = 0.3$$

## Journal Impact Factor Contributing Items

### Citable Items (62)

TITLE	CITATION COUNT
The unaccompanied foreign minors as a problem: intervention system and social construction of an extreme alterity Authors: Barba del Horno, Mikel Volume: 91 Accession number: WOS:000754302000003 Document Type: Article	3
Food assistance and sad passions: an intergenerational legacy in Argentina Authors: Victoria Sordini, Maria Volume: 90 Accession number: WOS:000664917200005 Document Type: Article	2
Perception of poverty, political ideology and income level as factors for the analysis of aporophobic attitudes in Granada Authors: Contreras-Montero, Barbara;Hidalgo-Mesa, Marina Volume: 89 Accession number: WOS:000631938400005 Document Type: Article	2
Continuity in the school: students of inmigrant origin in Catalonia in the transition to post-compulsory education Authors: Bayona-i-Carrasco, Jordi;Domingo, Andreu Volume: 89 Accession number: WOS:000631938400006 Document Type: Article	1
Food, vital energy flow between the earth and humanity. Reflections on a critical commensality from an agroecological plot Authors: Rossi, Leonardo Volume: 90 Accession number: WOS:000664917200008 Document Type: Article	1

Showing 1-5 rows of 62 total (use export in the relevant section to download the full table)

## Journal Impact Factor Contributing Items

### Citing Sources (17)

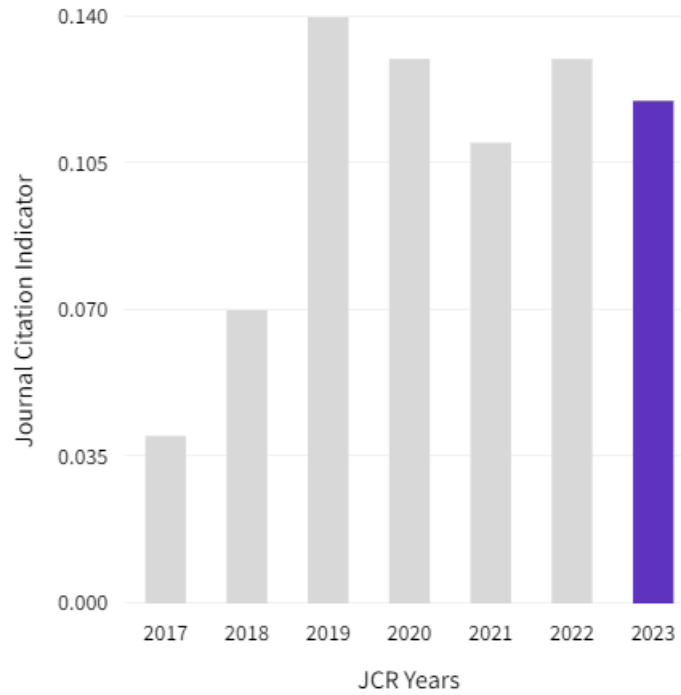
SOURCE NAME	COUNT
APOSTA-REVISTA DE CIENCIAS SOCIALES	2
DEBATES EN SOCIOLOGIA	1
EDUCATION SCIENCES	1
ENSAYOS-REVISTA DE LA FACULTAD DE EDUCACION DE ALBACETE	1
ESTUDIOS DEL DESARROLLO SOCIAL-CUBA Y AMERICA LATINA	1
FRONTIERS IN PSYCHOLOGY	1
GEOPOLITICS	1
GESTION Y POLITICA PUBLICA	1
MIGRACIONES	1
OBETS-REVISTA DE CIENCIAS SOCIALES	1
OIDO PENSAnte	1
POLITICA Y SOCIEDAD	1
REIDOCREA-REVISTA ELECTRONICA DE INVESTIGACION Y DOCENCIA CREATIVA	1
RELIGIONS	1
SOCIAL SCIENCES-BASEL	1
SOCIETIES	1
TRABAJO SOCIAL	1

Showing 1-17 rows of 17 total (use export in the relevant section to download the full table)

# Journal Citation Indicator (JCI)

0.12

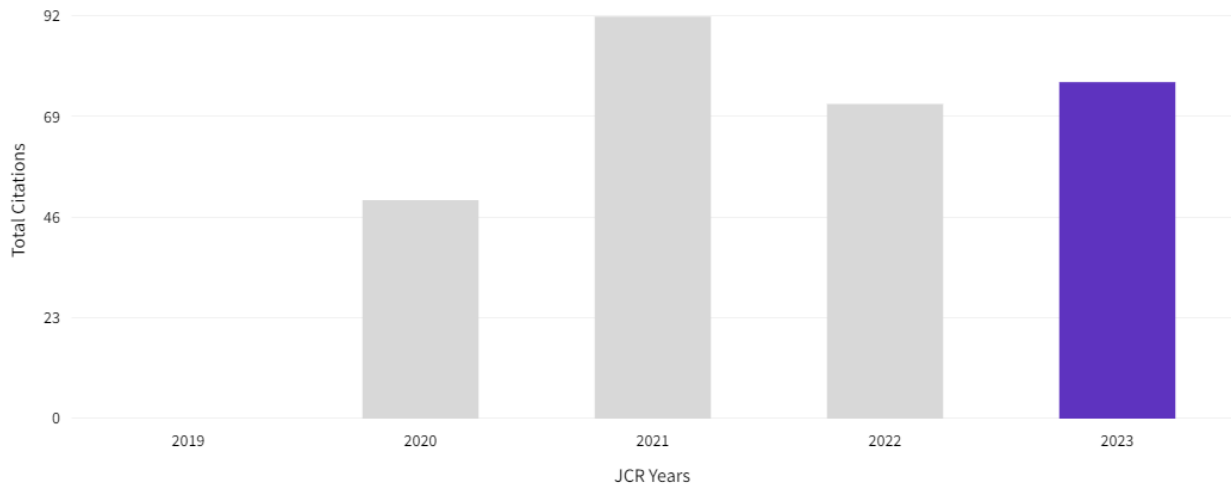
The Journal Citation Indicator (JCI) is the average Category Normalized Citation Impact (CNCI) of citable items (articles & reviews) published by a journal over a recent three year period. The average JCI in a category is 1. Journals with a JCI of 1.5 have 50% more citation impact than the average in that category. It may be used alongside other metrics to help you evaluate journals. [Learn more](#)



# Total Citations

77

The total number of times that a journal has been cited by all journals included in the database in the JCR year. Citations to journals listed in JCR are compiled annually from the JCR years combined database, regardless of which JCR edition lists the journal.



# Citation Distribution

The Citation Distribution shows the frequency with which items published in the year or two years prior were cited in the JCR data year (i.e., the component of the calculation of the JIF). The graph has similar functionality as the JIF Trend graph, including hover-over data descriptions for each data point, and an interactive legend where each data element's legend can be used as a toggle. You can view Articles, Reviews, or Non-Citable (other) items to the JIF numerator. [Learn more](#)

ARTICLE CITATION MEDIAN

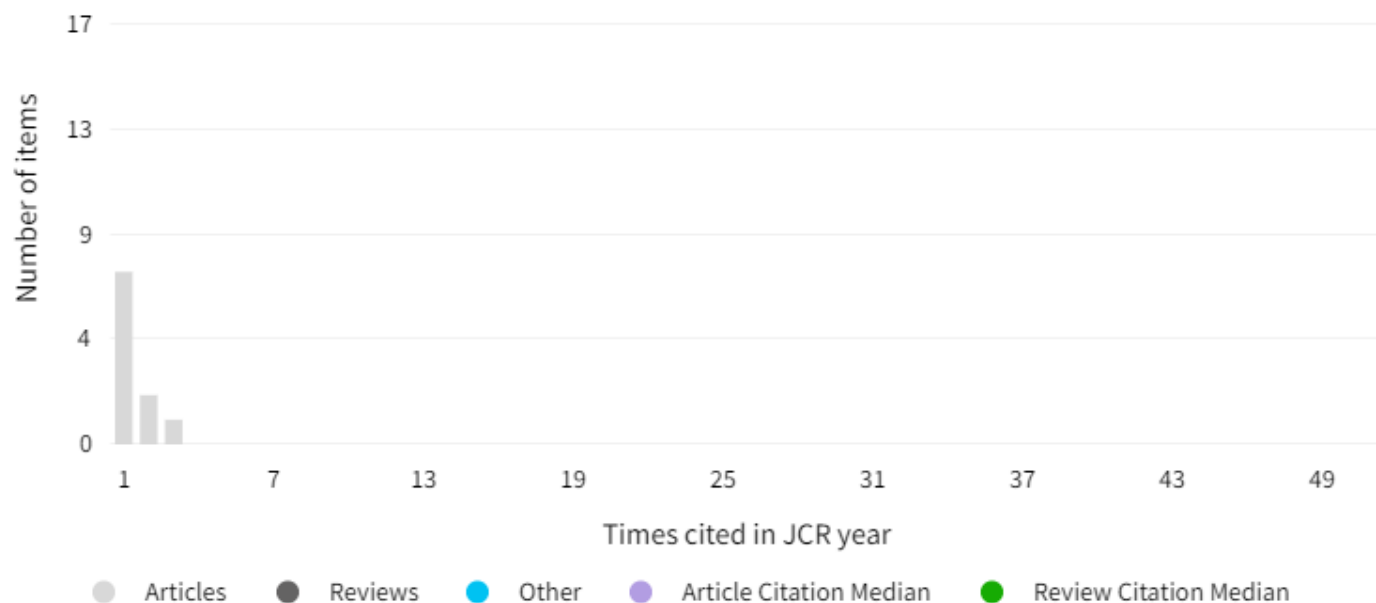
0

REVIEW CITATION MEDIAN

N/A

UNLINKED CITATIONS

4



## 0 times cited

ARTICLES

52

REVIEWS

0

OTHER

2



## Open Access (OA)

The data included in this tile summarizes the items published in the journal in the JCR data year and in the previous two years. This three-year set of published items is used to provide descriptive analysis of the content and community of the journal. [Learn more](#)

### Items

TOTAL CITABLE % OF CITABLE OA

**79** **1.27%**

CITABLE

● GOLD OPEN ACCESS

1 / 1.23%

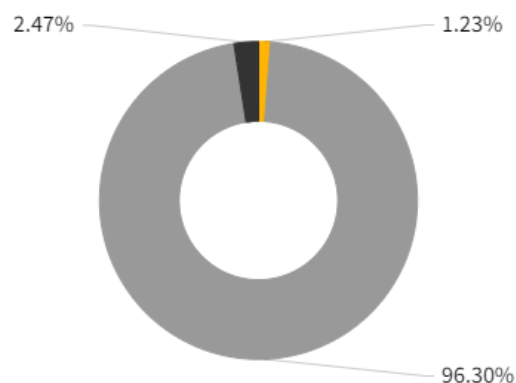
● SUBSCRIPTION OR BRONZE

78 / 96.30%

NON-CITABLE

● OTHER (NON-CITABLE ITEMS)

2 / 2.47%



### Citations\*

TOTAL CITABLE % OF CITABLE OA

**14** **0.00%**

CITABLE

● GOLD OPEN ACCESS

0 / 0.00%

● SUBSCRIPTION OR BRONZE

14 / 77.78%

NON-CITABLE

● OTHER (NON-CITABLE ITEMS)

0 / 0.00%

● UNLINKED CITATIONS

4 / 22.22%



\* Citations in 2023 to items published in (2021-2023)


## Rank by Journal Impact factor

Journals within a category are sorted in descending order by Journal Impact Factor (JIF) resulting in the Category Ranking below. A separate rank is shown for each category in which the journal is listed in JCR. Beginning in 2023, ranks are calculated by category. [Learn more](#)

### CATEGORY

SOCIAL SCIENCES, INTERDISCIPLINARY

**197/263**

JCR YEAR	JIF RANK	QUART ILE	JIF PERCENTILE	
2023	197/263	Q3	25.3	

## Rank by Journal Citation Indicator (JCI)

Journals within a category are sorted in descending order by Journal Citation Indicator (JCI) resulting in the Category Ranking below. A separate rank is shown for each category in which the journal is listed in JCR. Data for the most recent year is presented at the top of the list, with other years shown in reverse chronological order. [Learn more](#)

### CATEGORY

SOCIAL SCIENCES, INTERDISCIPLINARY

**204/263**

JCR YEAR	JCI RANK	QUARTILE	JCI PERCENTILE	
2023	204/263	Q4	22.62	
2022	196/265	Q3	26.23	
2021	203/264	Q4	23.30	
2020	190/255	Q3	25.69	
2019	194/255	Q4	24.12	
2018	209/251	Q4	16.93	
2017	207/241	Q4	14.32	

# Citation network

## Cited Half-life

N/A

The Cited Half-Life is the median age of the items in this journal that were cited in the JCR year. Half of a journal's cited items were published more recently than the cited half-life.

TOTAL NUMBER OF CITES

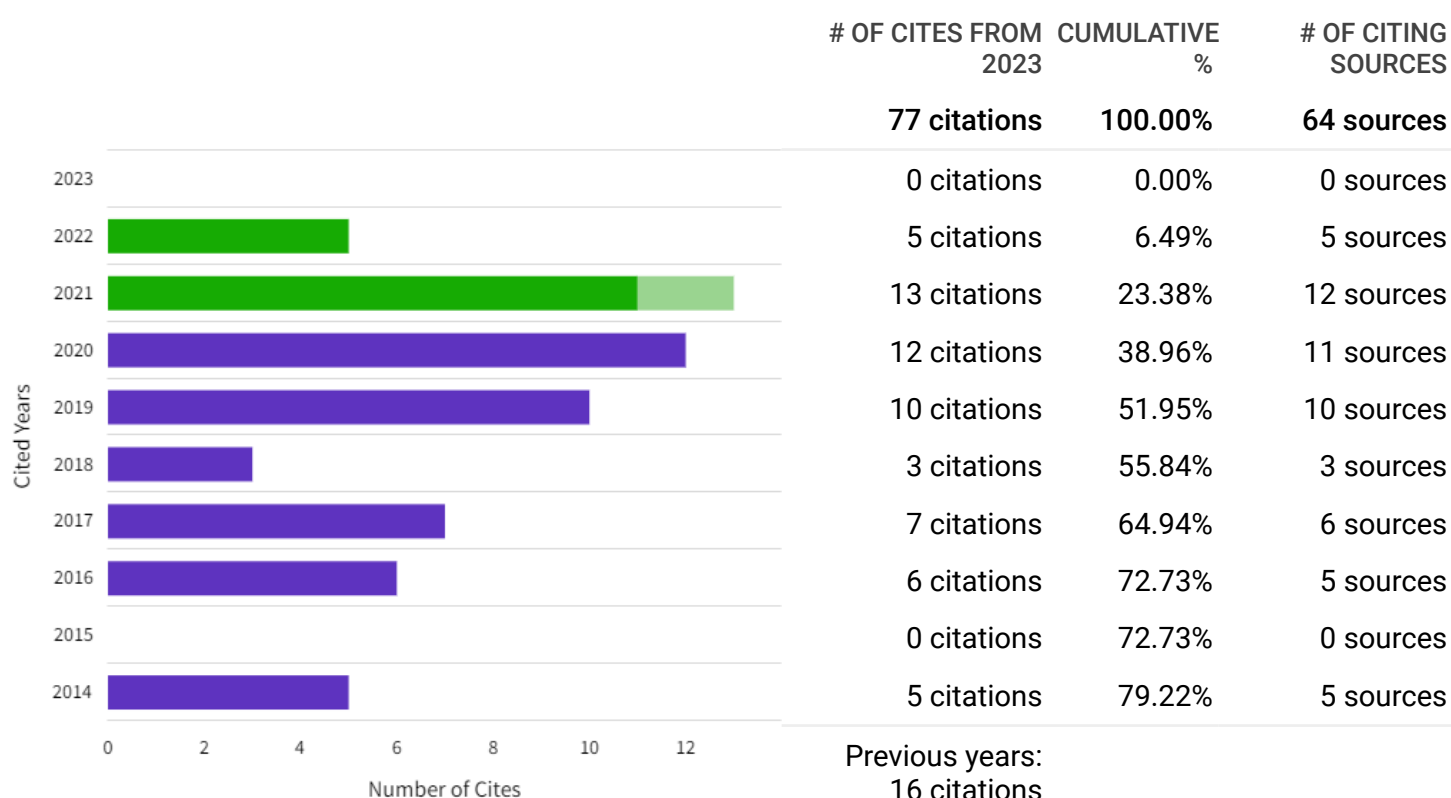
77

NON-SELF CITATIONS

75

SELF CITATIONS

2



- Non-self citations: citations to the journal from the items in other sources
- Citations to items in the journal from items in the same journal
- Citations used to calculate the Impact Factor

## Citing titles in all years

Aposta-Revista de Ciencias Sociales

	SOURCE NAME	COUNT
	All Others	39
1	Frontiers in Psychology	3
2	Gestion y Politica Publica	3
3	Trabajo Social	3
4	Aposta-Revista de Ciencias Sociales	2
5	Corvinus Journal of Sociology and Social Policy	2
6	Cuadernos Info	2
7	Estudios del Desarrollo Social-Cuba y America Latina	2
8	Papers-Revista de Sociologia	2
9	Revista de Estudios Sociales	2
10	SOCIETY	2
11	Acciones e Investigaciones Sociales	1
12	ACTA TROPICA	1
13	Anuario Iberoamericano de Derecho Internacional Penal	1
14	Asclepio-Revista de Historia de la Medicina y de la Ciencia	1
15	Athenea Digital	1
16	BRITISH JOURNAL OF SOCIOLOGY OF EDUCATION	1
17	Children-Basel	1
18	Ciencia Politica	1
19	Colombia Internacional	1
20	Communication & Society-Spain	1

Showing 1 - 20 rows of 25 total (use export in the relevant section to download the full table)

# Citing Half-life

## 11.9 years

The Citing Half-Life is the median age of items in other publications cited by this journal in the JCR year.

TOTAL NUMBER OF CITES

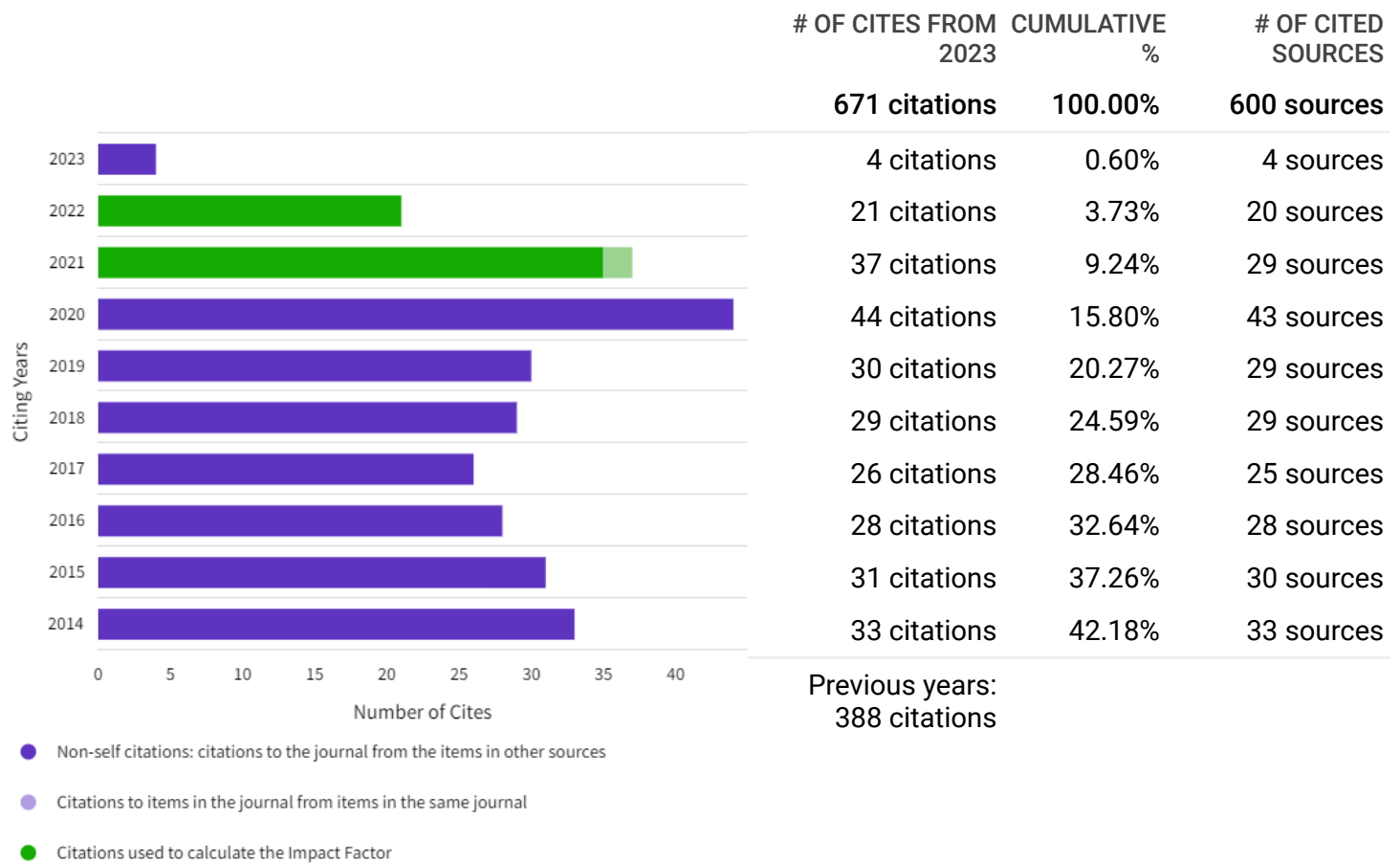
671

NON-SELF CITATIONS

669

SELF CITATIONS

2



## Cited titles in all years

Aposta-Revista de Ciencias Sociales

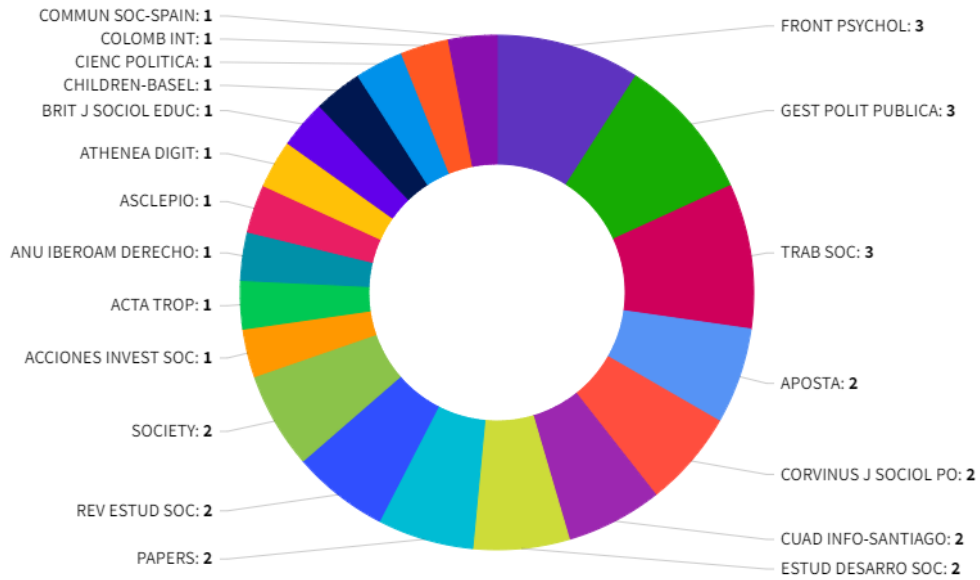
	SOURCE NAME	COUNT
	All Others	550
1	PUNISHMENT & SOCIETY-INTERNATIONAL JOURNAL OF PENOLOGY	5
2	Revista Espanola de Investigaciones Sociologicas	5
3	NEW MEDIA & SOCIETY	4
4	CRIMINOLOGY	3
5	JUSTICE QUARTERLY	3
6	Social Movement Studies	3
7	Aposta-Revista de Ciencias Sociales	2
8	Cuestiones de Sociologia	2
9	Espacio Abierto	2
10	EVOLUTION AND HUMAN BEHAVIOR	2
11	Historia Actual Online	2
12	INFORMATION SOCIETY	2
13	International Journal of Advertising	2
14	JOURNAL OF CRIMINAL JUSTICE EDUCATION	2
15	Revista de Estudios Sociales	2
16	SOCIETY & ANIMALS	2
17	SOCIOLOGY-THE JOURNAL OF THE BRITISH SOCIOLOGICAL ASSOCIATION	2

Showing 1 - 17 rows of 17 total (use export in the relevant section to download the full table)

# Journal Citation Relationships

## Cited Data

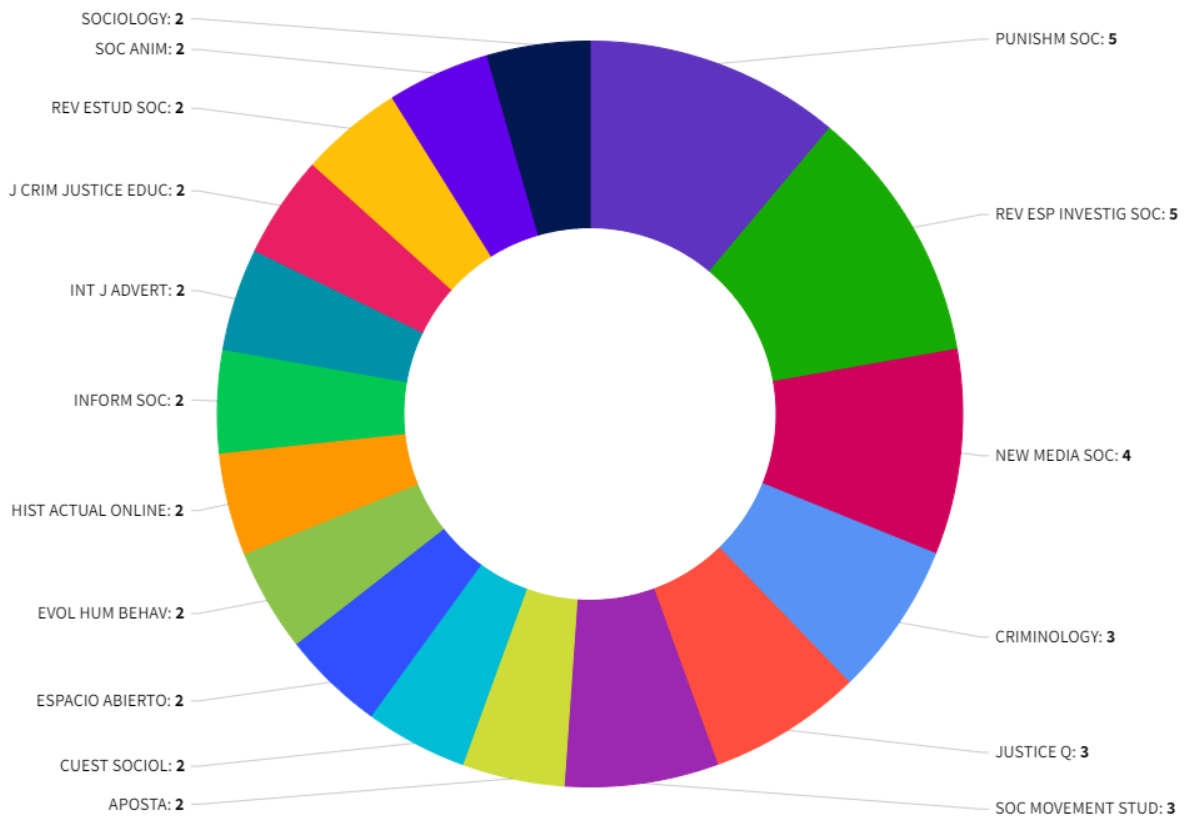
Top 20 journals citing APOSTA by number of citations





# Citing Data

## Top 20 journals cited by APOSTA by number of citations



# Content metrics

## Source data

This tile shows the breakdown of document types published by the journal. Citable Items are Articles and Reviews. For the purposes of calculating JIF, a JCR year considers the publications of that journal in the two prior years. [Learn more](#)

### 17 total citable items

	ARTICLES	REVIEWS	COMBINED (C)	OTHER DOCUMENT TYPES (O)	PERCENTAGE
NUMBER IN JCR YEAR 2023 (A)	17	0	17	0	100%
NUMBER OF REFERENCES (B)	671	0	671	0	100%
RATIO (B/A)	39.5	N/A	39.5	N/A	

## Average JIF Percentile

The Average Journal Impact Factor Percentile takes the sum of the JIF Percentile rank for each category under consideration, then calculates the average of those values. [Learn more](#)

ALL CATEGORIES AVERAGE









**25.3**

SOCIAL SCIENCES,  
INTERDISCIPLINARY

**25.3**

## Contributions by Organizations









Organizations that have contributed the most papers to the journal in the most recent three-year period. [Learn more](#)

RANK	ORGANIZATION	COUNT	
1	CONSEJO NACIONAL DE INVESTIGACIONES CIENTIFICAS Y TECNICAS (CONICET)	21	
2	UNIVERSITY OF BUENOS AIRES	11	
3	UNIVERSIDAD NACIONAL DE EDUCACION A DISTANCIA (UNED)	4	
-	UNIVERSIDAD REY JUAN CARLOS	4	
-	UNIVERSITY OF BASQUE COUNTRY	4	
6	COMPLUTENSE UNIVERSITY OF MADRID	3	
-	NATIONAL UNIVERSITY OF CORDOBA	3	
-	UNIVERSIDAD PABLO DE OLAVIDE	3	

Showing 1 - 8 rows of 51 total (use export in the relevant section to download the full table)

## Contributions by country/region

Countries or Regions that have contributed the most papers to the journal in the most recent three-year period. [Learn more](#)

RANK	COUNTRY/REGION	COUNT	
1	Spain	38	
2	Argentina	26	
3	Mexico	6	
4	Brazil	3	
-	USA	3	
6	Portugal	2	
7	Cuba	1	
-	Ecuador	1	

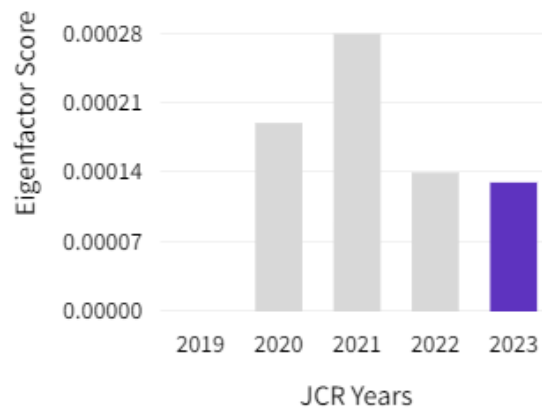
Showing 1 - 8 rows of 11 total (use export in the relevant section to download the full table)

# Additional metrics

## Eigenfactor score

**0.00013**

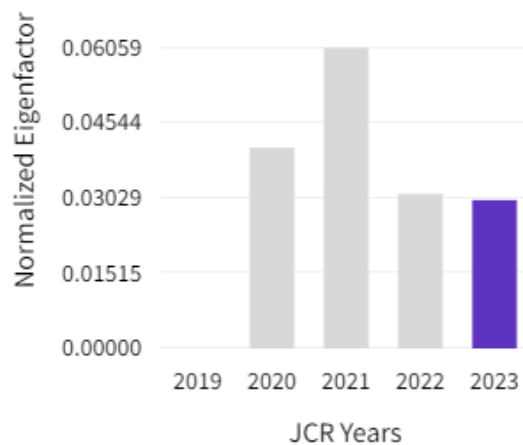
The Eigenfactor Score is a reflection of the density of the network of citations around the journal using 5 years of cited content as cited by the Current Year. It considers both the number of citations and the source of those citations, so that highly cited sources will influence the network more than less cited sources. The Eigenfactor calculation does not include journal self-citations. [Learn more](#)



## Normalized Eigenfactor

**0.02991**

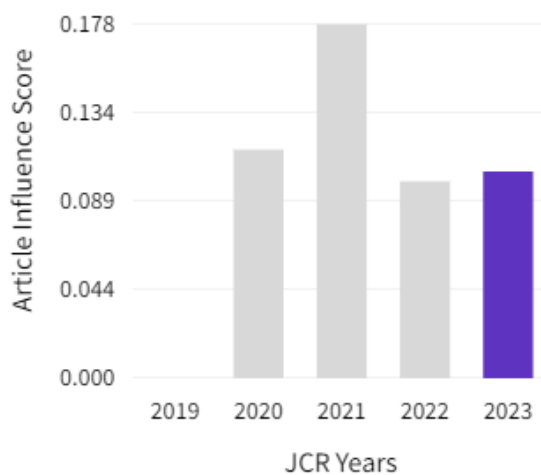
The Normalized Eigenfactor Score is the Eigenfactor score normalized, by rescaling the total number of journals in the JCR each year, so that the average journal has a score of 1. Journals can then be compared and influence measured by their score relative to 1. [Learn more](#)



## Article influence score

**0.104**

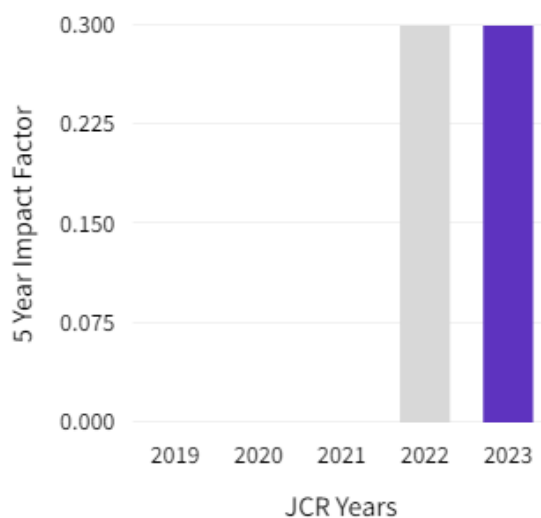
The Article Influence Score normalizes the Eigenfactor Score according to the cumulative size of the cited journal across the prior five years. The mean Article Influence Score for each article is 1.00. A score greater than 1.00 indicates that each article in the journal has above-average influence. [Learn more](#)



## 5 year Impact Factor

0.3

The 5-year Impact Factor is the average number of times articles from the journal published in the past five years have been cited in the JCR year. It is calculated by dividing the number of citations in the JCR year by the total number of articles published in the five previous years.



5 year Impact Factor calculation

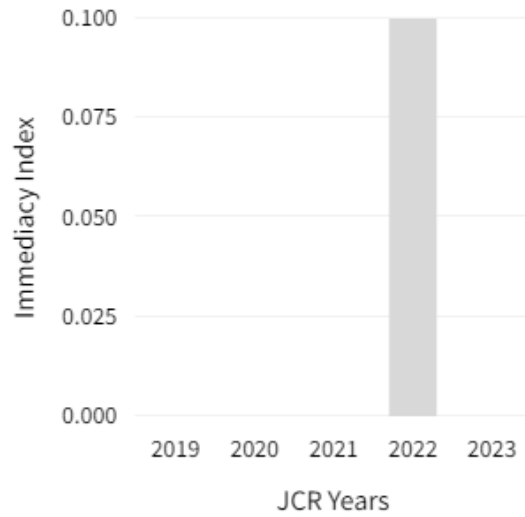
Citations in 2023 to items published in [2018-2022] (43)				
<hr/>	=	<hr/>	=	0.3
Number of citable items in [2018-2022] (159)		43		
		159		

# Immediacy Index

<0.1

The Immediacy Index is the count of citations in the current year to the journal that reference content in this same year. Journals that have a consistently high Immediacy Index attract citations rapidly.

[Learn more](#)



Immediacy Index calculation

$$\frac{\text{Cites in 2023 to items published in [2023]}}{\text{Number of items published in [2023]}} = \frac{0}{17} = <0.1$$